Supplementary material



Fig. S1. The tree topology of *ODAM* used to conduct the selective pressure analysis in PAML (based on OrthoMaM and previous studies). Corresponds to tree reference in main text selective pressure section.

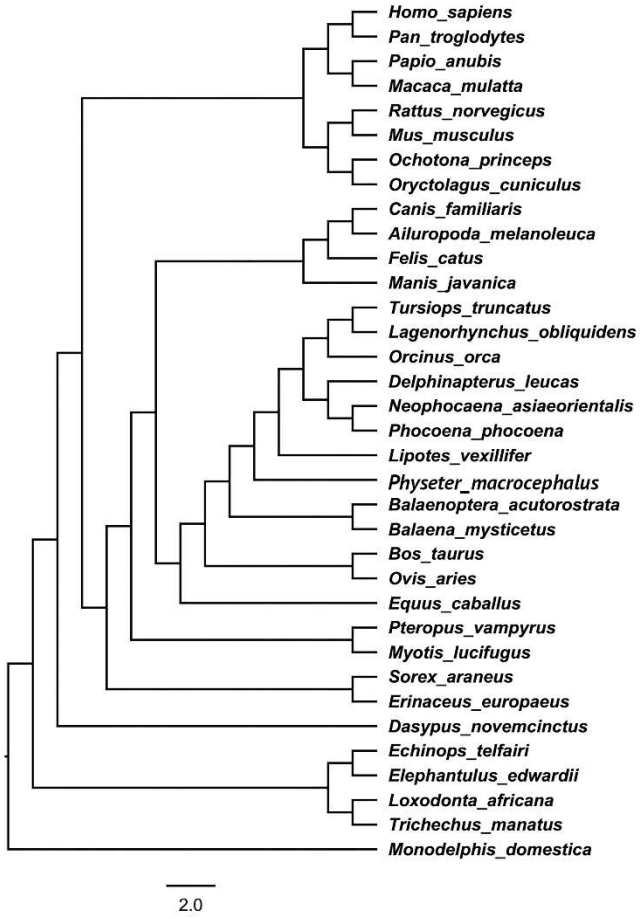

Fig. S2. Alternative tree topology used for *ODAM* selective pressure analysis in PAML (based on OrthoMaM and previous studies).



Fig. S3. Cetacean *ODAM* sequence alignments highlighting premature stop codons.